

**Features:**

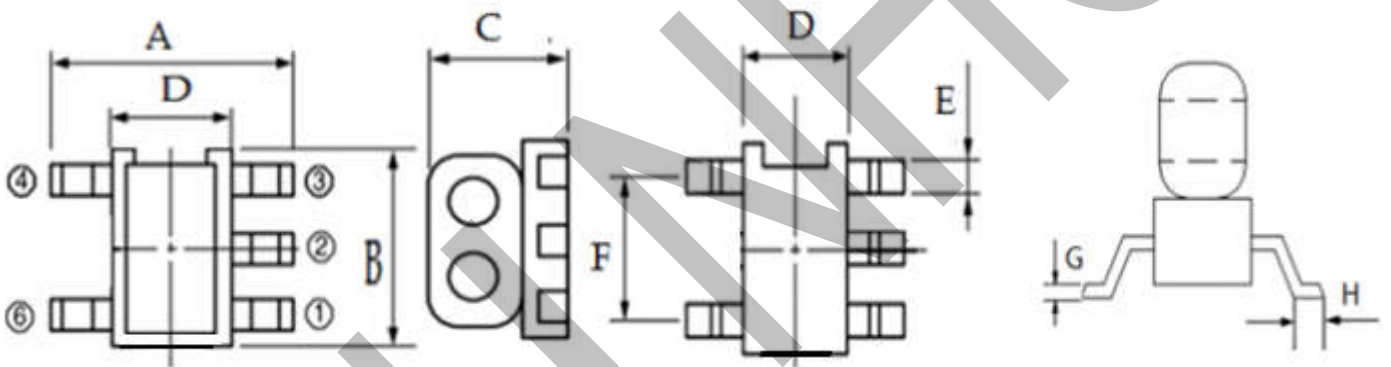


- ◆ Frequency Range: 5 to 1500 MHz
- ◆ Surface mount and available in tape and reel
- ◆ 260°C reflow compatible
- ◆ RoHS Compliant and Pb free
- ◆ Operating temperature range: -40°C to +85°C
- ◆ Storage temperature range: -55°C to +100°C

**Applications:**

- ◆ For catv
- ◆ For broadband and wireless communications

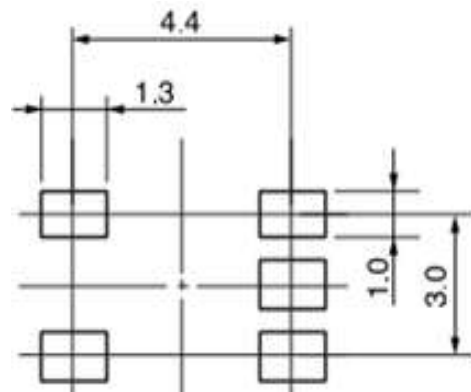
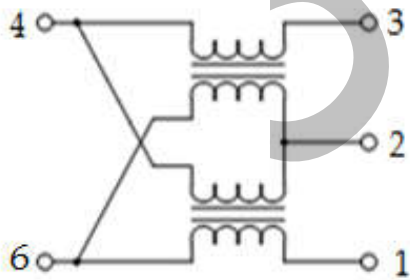
**Dimension diagram (Unit:mm) :**



A=5.30±0.20 B=4.30±0.20 C=3.50 Max D=2.80±0.20 E=0.55±0.05 F=3.00±0.05 G=0.25±0.05 H=0.60±0.05

**Electrical structure:**

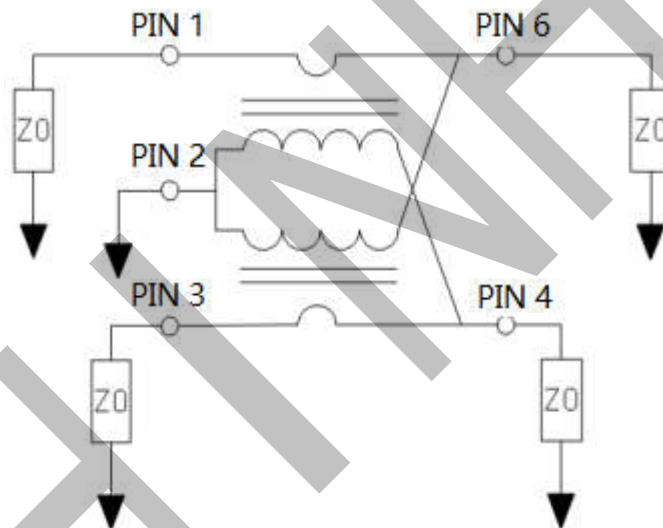
**Recommended layout(mm):**



## Pin configuration

Pin no.	Function
1	Input
2	Ground
3	Coupled
4	Isolated
6	Output

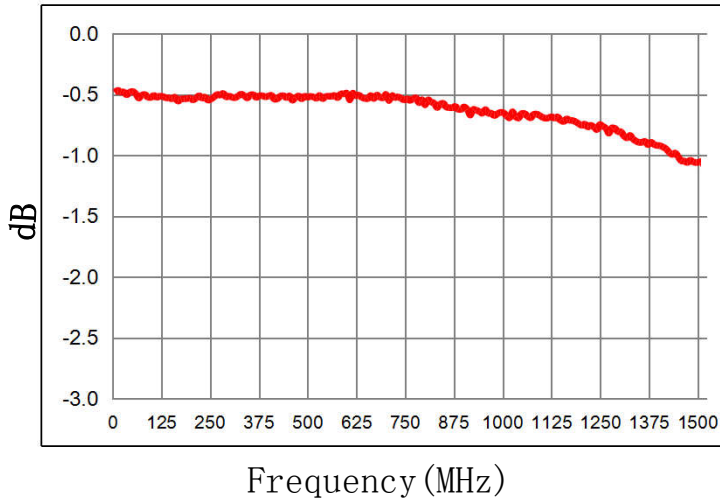
Application circuit :



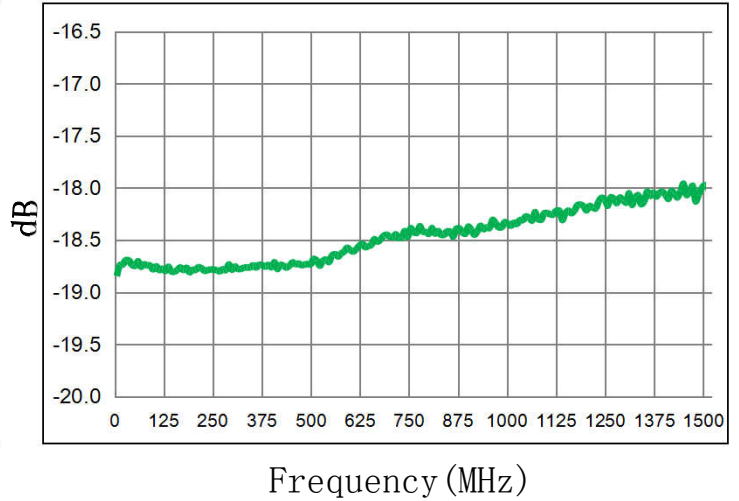
Electrical Specifications:  $T_A = 25^\circ\text{C}$   $Z_0 = 75\Omega$

Parameter	Test Conditions	Units	Min	Typ	Max
Main line Loss	5-1500MHz	dB	—	1.0	1.5
Coupling	5-1500MHz	dB	—	18.0	$\pm 1.0$
Input Return Loss	5-1500MHz	dB	19.0	23.0	—
Output Return Loss	5-1500MHz	dB	18.0	25.0	—
Coupling Return Loss	5-1500MHz	dB	18.0	23.0	—
Isolation	5-1500MHz	dB	18.0	25.0	—

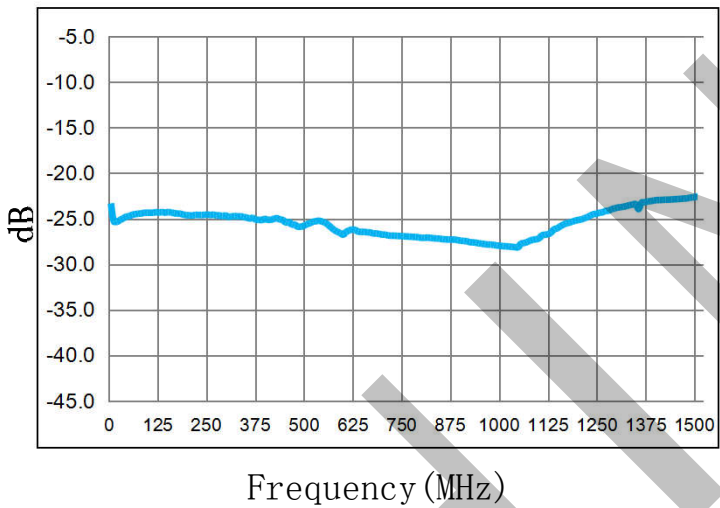
Main line Loss(pin1-6):



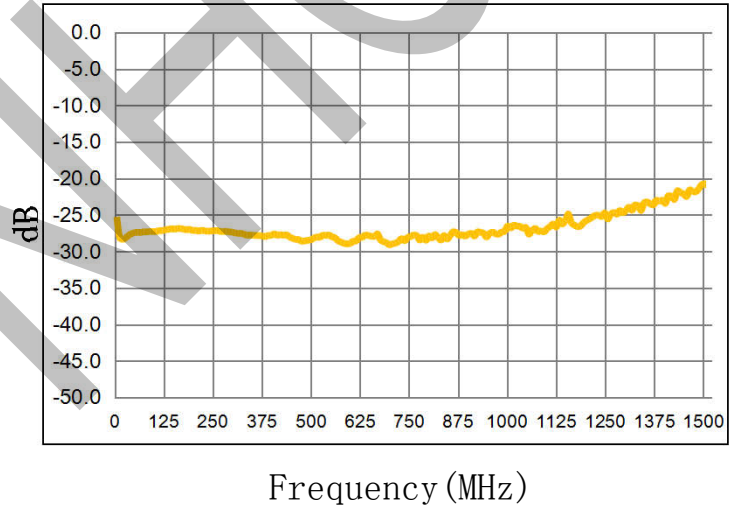
Coupling(pin1-3):



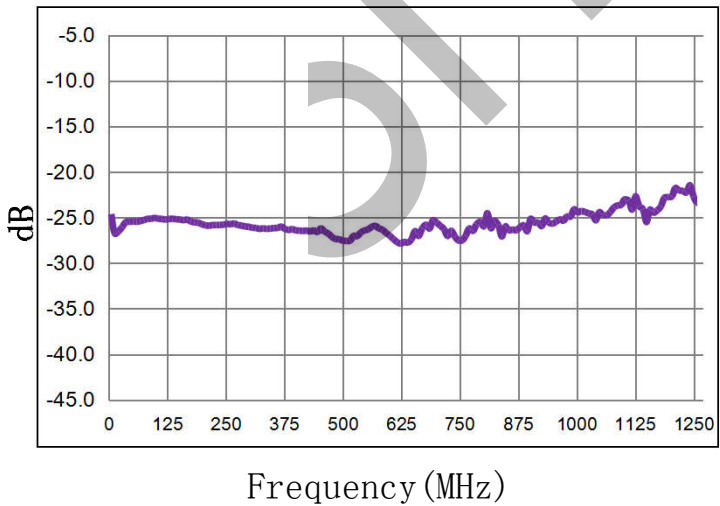
Input Return Loss (Pin1)



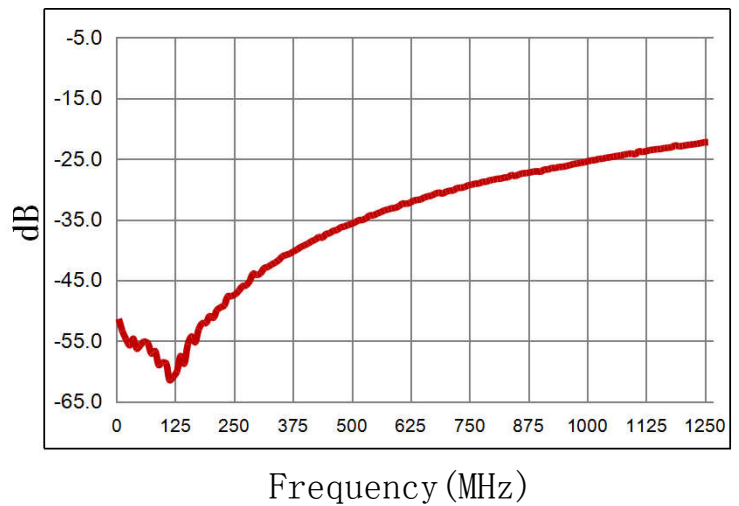
Output Return Loss (Pin6)



Coupling Return Loss (Pin3)



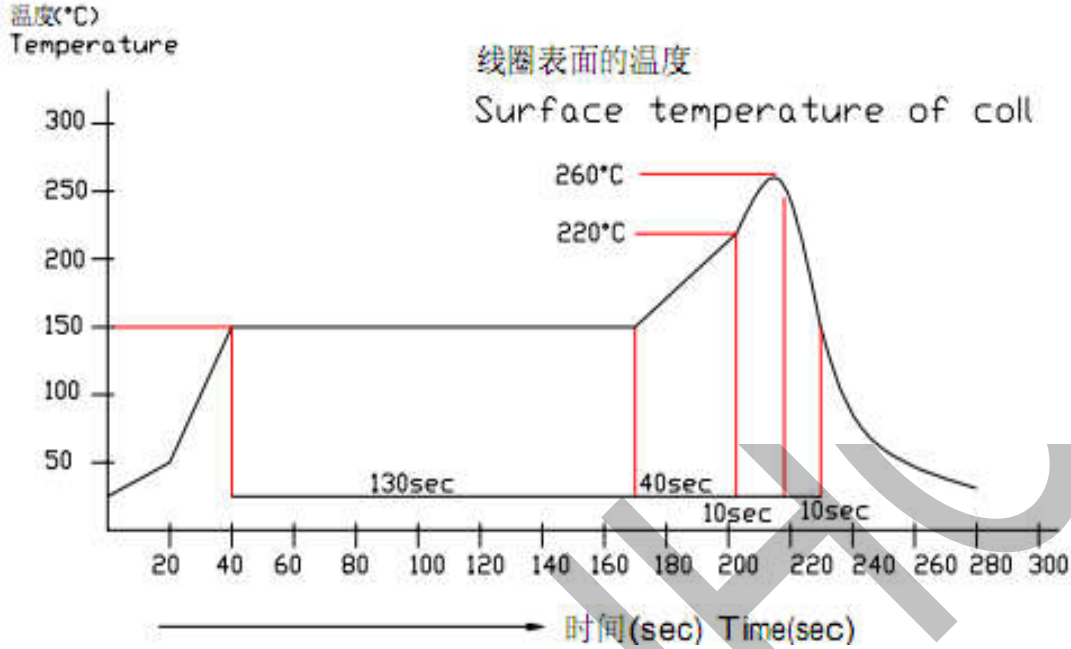
Isolation (Pin1-4)



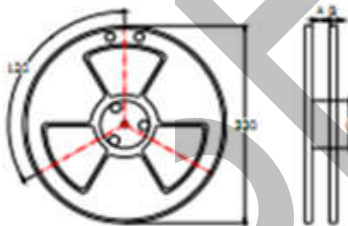
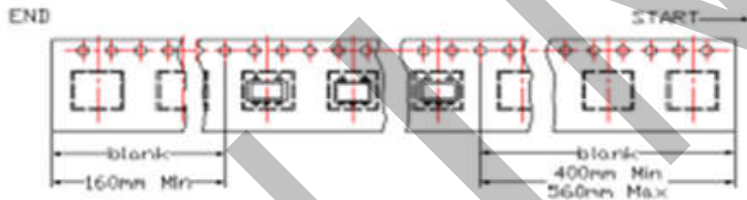
Recommended Soldering Temperature Graph:

建议迴焊条件

The condltion of reflow  
(Recommendation)



Packging Dimension For Caeier Tape(UNIT:mm):



SPEC	8	12	16	24	32	44	56	72
DIM A±0.1	8.5	12.5	16.5	24.5	32.5	44.5	56.5	72.5
DIM B±0.1	2.3	2.3	2.3	2.3	2.3	2.3	2.3	2.3
DIM Ct±0.1	100	100	100	100	100	100	100	100

**QUANTITY**  
2000PCS/Reel

15 reel/Big carton/60000pcs