




Features:

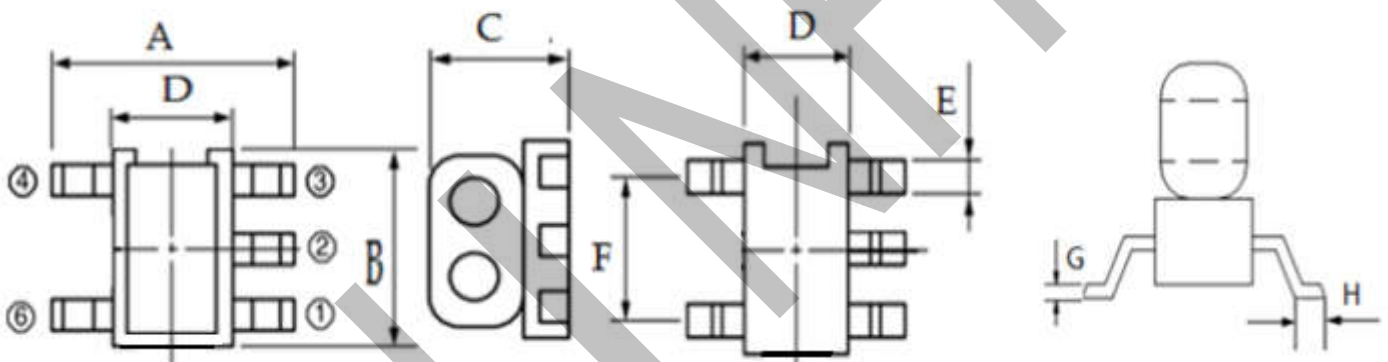
- ◆ 1CT: 2 Impedance
- ◆ 75 Ω Characteristic Impedance
- ◆ Frequency: 5 to 200 MHz
- ◆ RF power: 0.25W
- ◆ DC current: 500mA
- ◆ Insertion loss: 1.3dB Max; Input Return loss: 12.0dB Min
- ◆ Operating temperature range: -40°C to +125°C
- ◆ Storage temperature range: -55°C to +145°C



Applications:

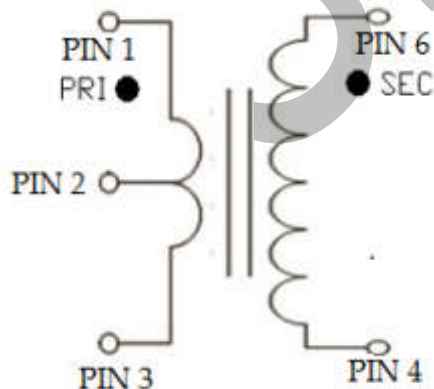
- ◆ For Docsis 3.1 Cable Modem
- ◆ For VHF/UHF receivers/transmitters and push-pull amplifiers

Dimension Diagram (Unit:mm) :

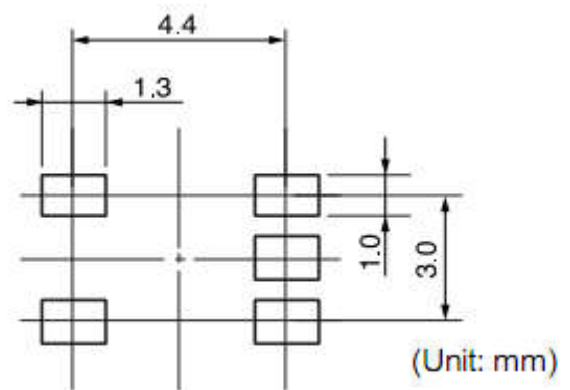


A=5.10±0.20 B=4.30±0.20 C=3.50Max D=2.60±0.20 E=0.50±0.05 F=3.00±0.10 G=0.25±0.05 H=0.60±0.10

Electrical structure:



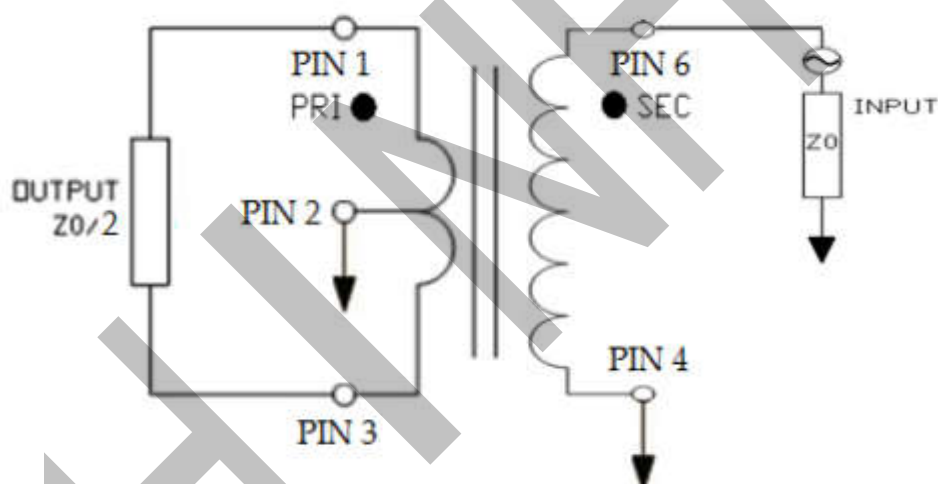
Recommended layout:



Pin configuration

Pin no.	Function
1	Primary dot(Output1)
2	Centre tape (Ground)
3	Primary (Output 2)
4	Secondary (Ground)
6	Secondary dot(Input)

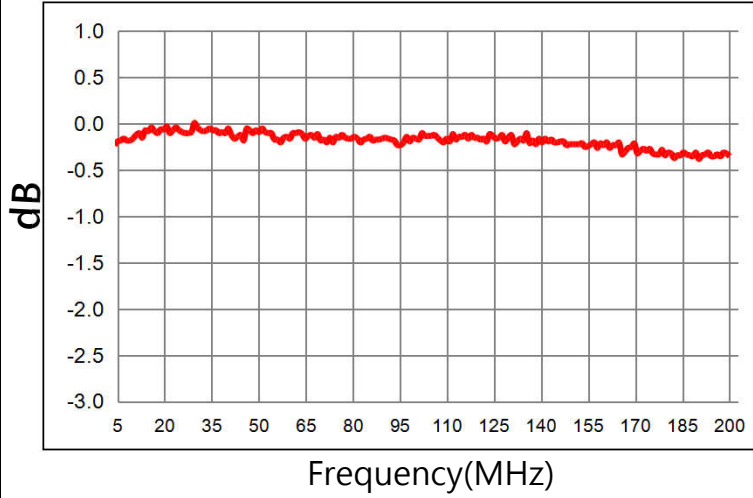
Application circuit :



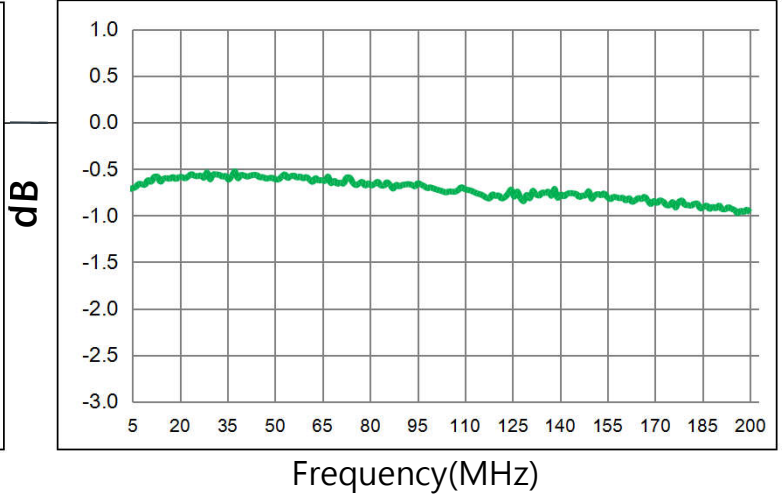
Electrical Specifications: $T_A = 25^\circ\text{C}$ $Z_0 = 75\Omega$

Parameter	Test Conditions	Units	Min	Typ	Max
Main line Loss(out1)	5-200MHz	dB	—	0.3	1.0
Main line Loss(out2)	5-200MHz	dB	—	0.5	1.3
Amplitude Balance	5-200MHz	dB	—	0.5	± 0.5
Phase Balance	5-200MHz	Degrees	—	2.0	± 5.0
Input Return Loss	5-200MHz	dB	12.0	17.0	—

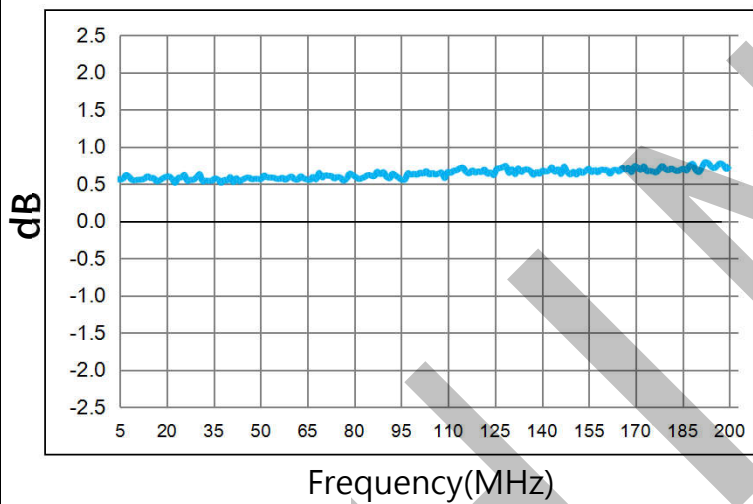
Main line Loss(out1)



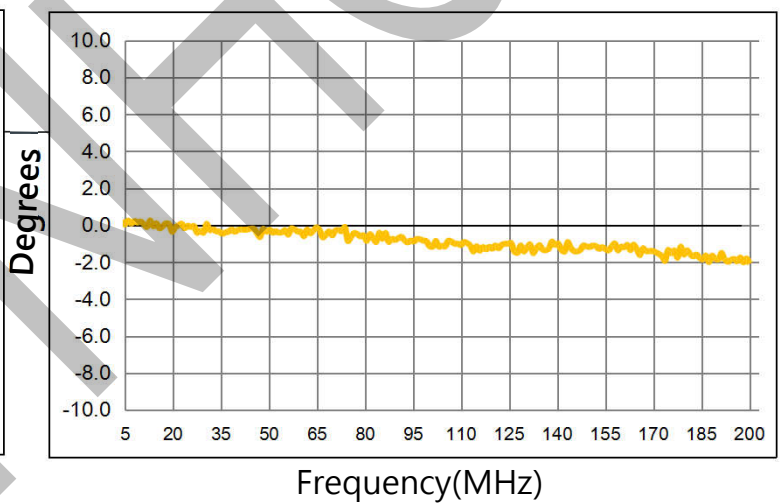
Main line Loss(out2)



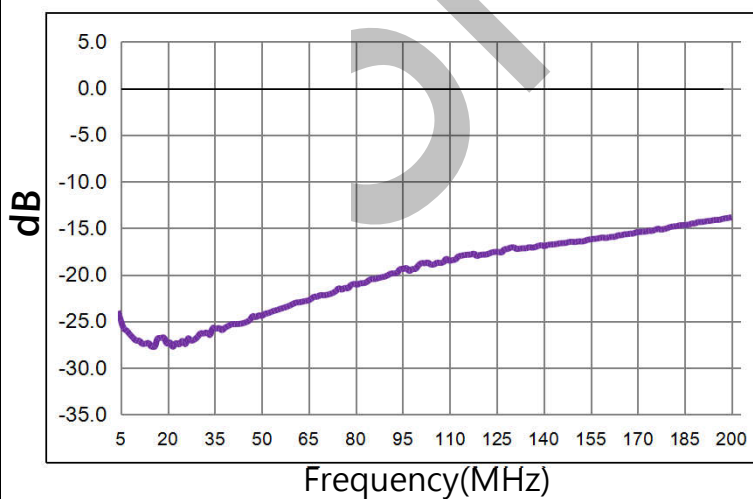
Amplitude Balance



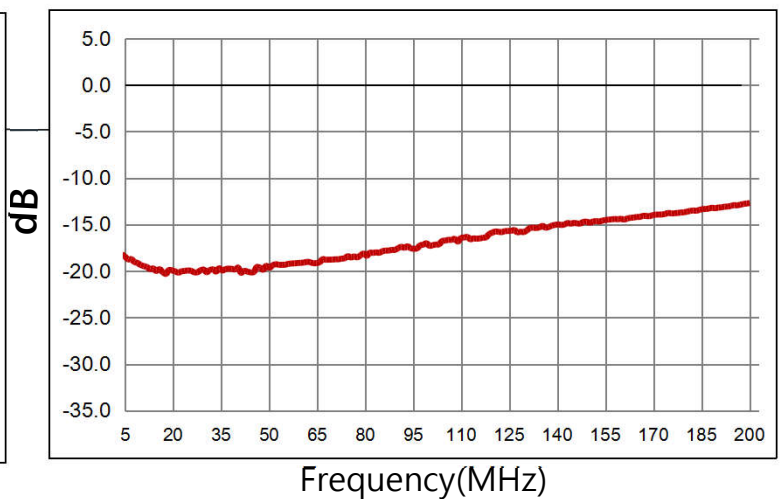
Phase Balance



Input Return Loss



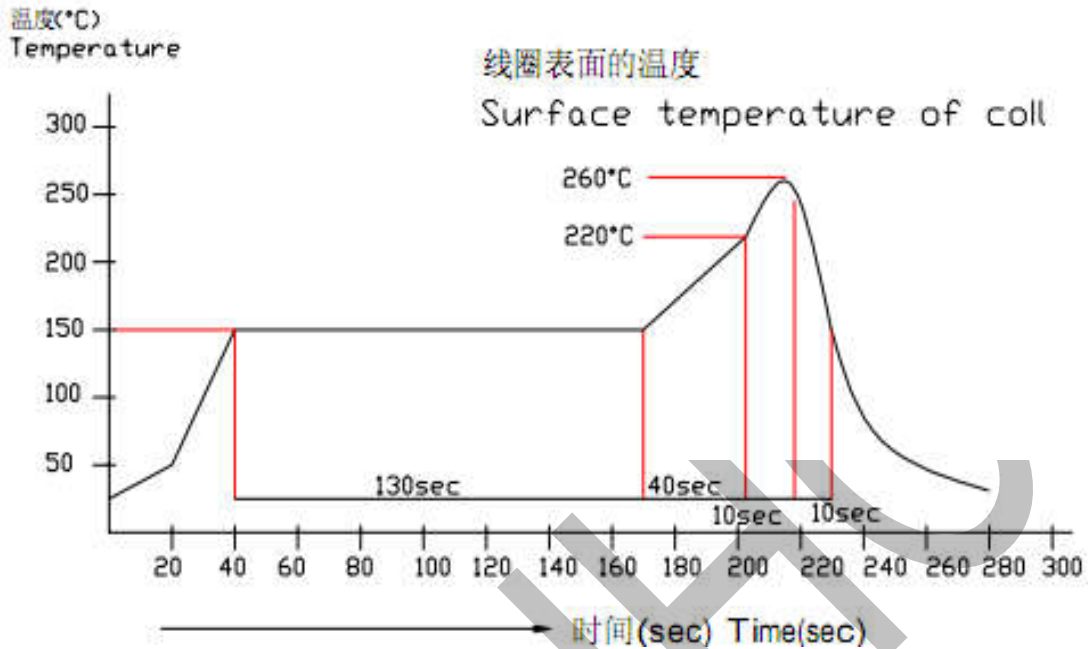
Sdd22



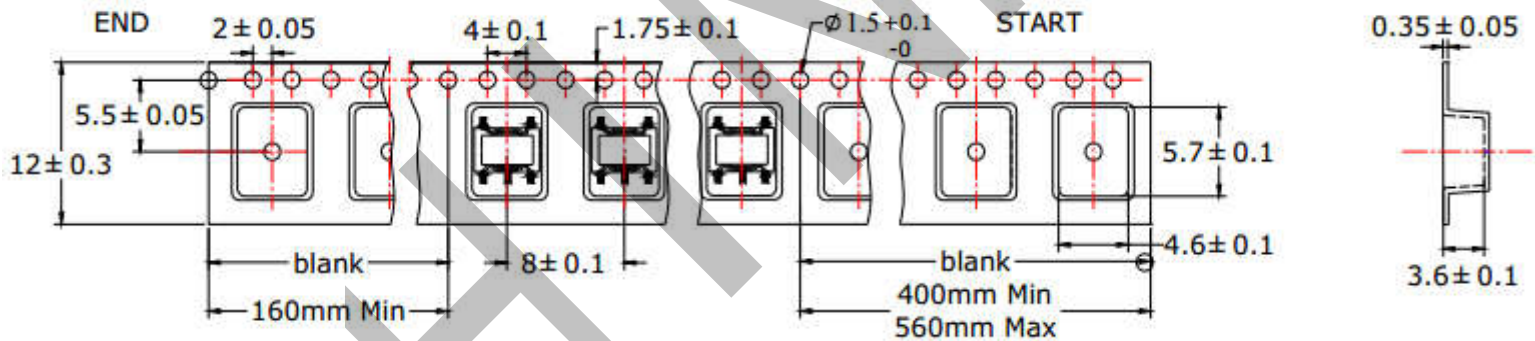
Recommended Soldering Temperature Graph:

建议迴焊条件

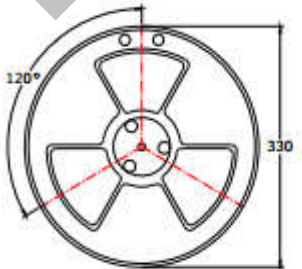
The condition of reflow
(Recommendation)



Packing Dimension For Caeier Tape(UNIT:mm):



QUANTITY
2000PCS/Reel
5Reels/Middle Carton Middle Carton:
4 Middle Cartons/Big Carton
40000PCS/ Big Carton



SPEC	8	12	16	24
DIM A±0.1	8.5	12.5	16.5	24.5
DIM B±0.1	2.3	2.3	2.3	2.3
DIM C±0.1	100	100	100	100

