

Features:

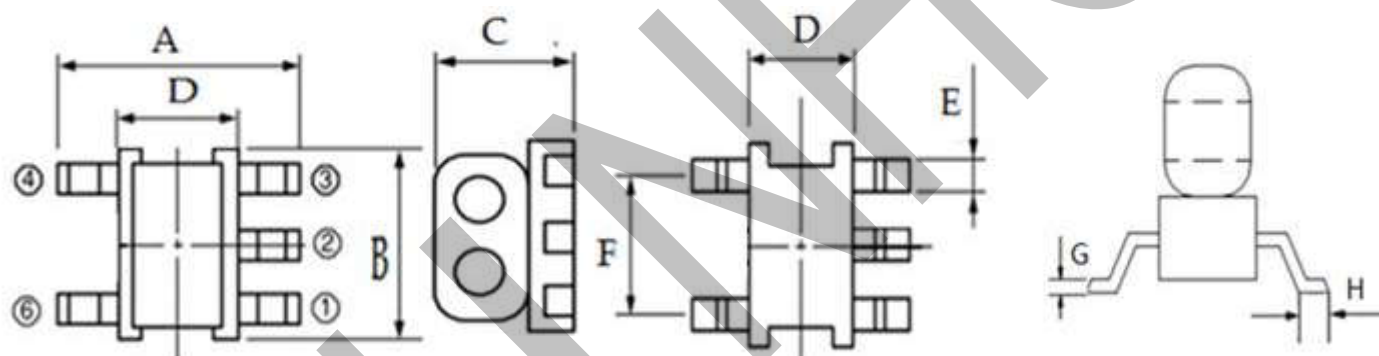
- ◆ Frequency Range: 5 to 1500 MHz
- ◆ Surface mount and available in tape and reel
- ◆ 260°C reflow compatible
- ◆ RoHS Compliant and Pb free
- ◆ Operating temperature range: -40°C to +85°C
- ◆ Storage temperature range: -55°C to +100°C



Applications:

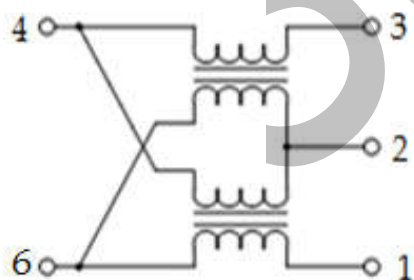
- ◆ For catv
- ◆ For broadband and wireless communications

Dimension diagram (Unit:mm) :

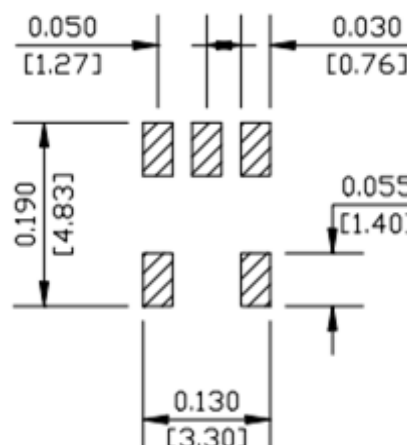


A=4.10±0.20 B=3.80±0.20 C=3.20±0.20 D=2.80±0.20 E=0.55±0.05 F=2.54±0.05 G=0.25±0.05 H=0.60±0.05

Electrical structure:



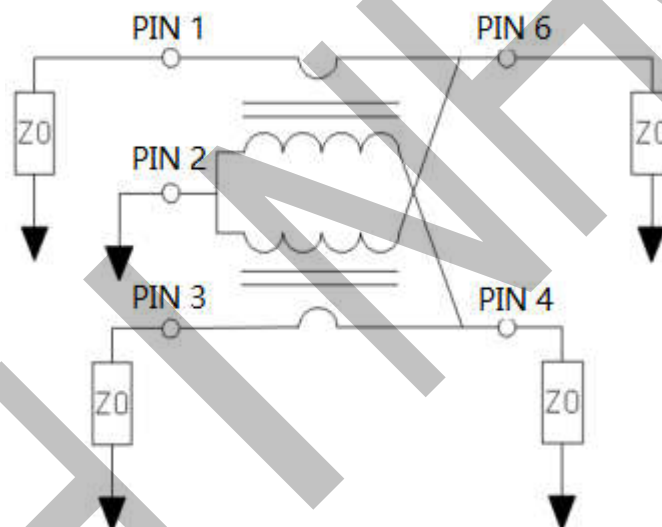
Recommended layout(mm):



Pin configuration

Pin no.	Function
1	Input
2	Ground
3	Coupled
4	Isolated
6	Output

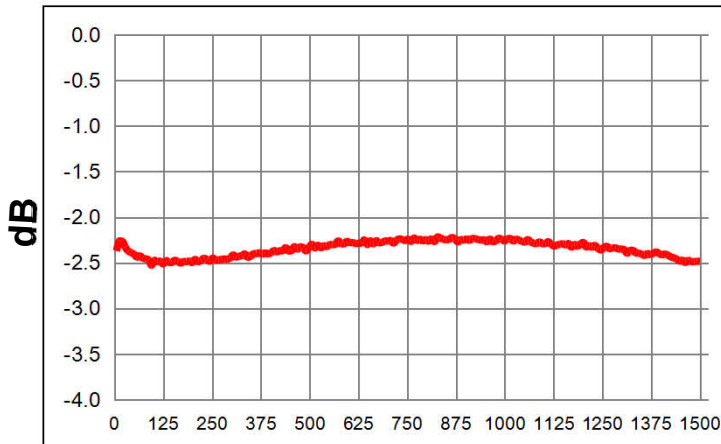
Application circuit :



Electrical Specifications: $T_A = 25^\circ\text{C}$ $Z_0 = 75\Omega$

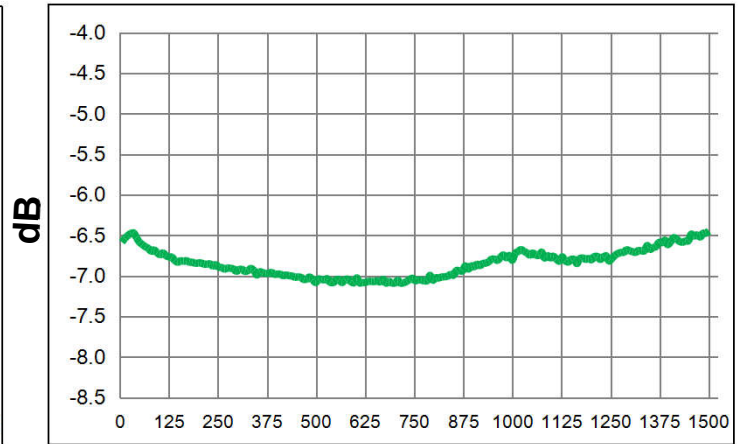
Parameter	Test Conditions	Units	Min	Typ	Max
Main line Loss	5-1500MHz	dB	—	2.4	3.0
Coupling	5-1500MHz	dB	—	6.8	± 0.5
Input Return Loss	5-1500MHz	dB	13.0	17.0	—
Output Return Loss	5-1500MHz	dB	16.0	25.0	—
Coupling Return Loss	5-1500MHz	dB	14.0	16.0	—
Isolation	5-1500MHz	dB	16.0	20.0	—

Main line Loss(pin1-6):



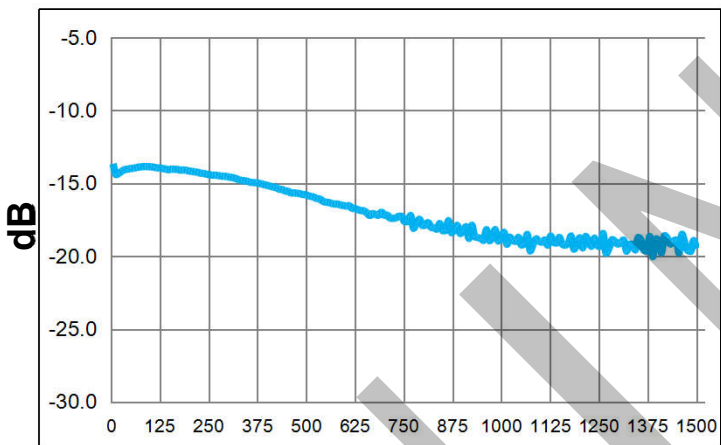
Frequency(MHz)

Coupling(pin1-3):



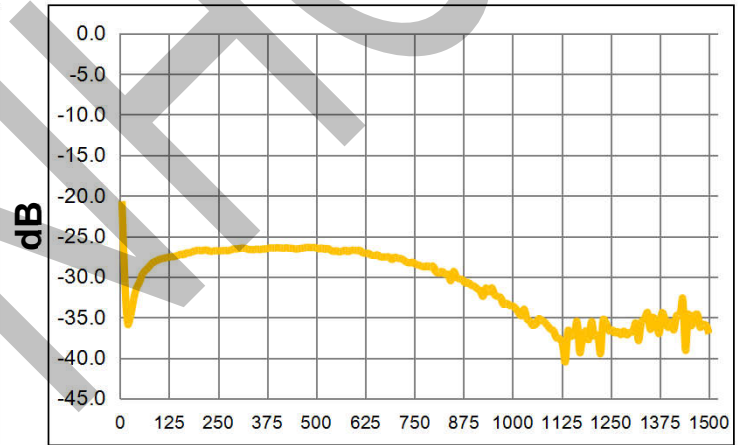
Frequency(MHz)

Input Return Loss (Pin1)



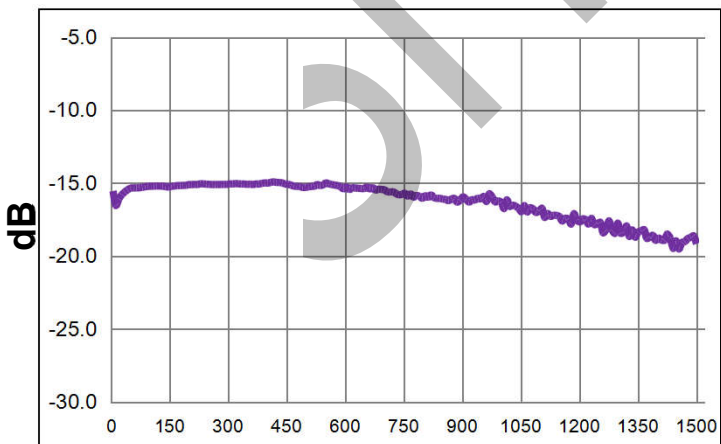
Frequency(MHz)

Output Return Loss (Pin6)



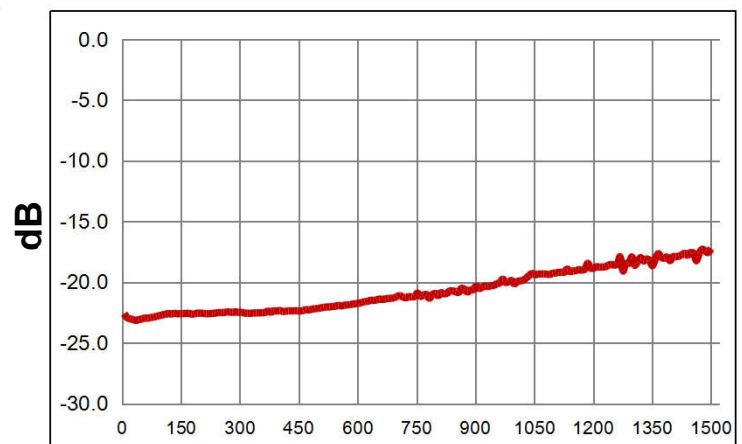
Frequency(MHz)

Coupling Return Loss (Pin3)



Frequency(MHz)

Isolation (Pin1-4)

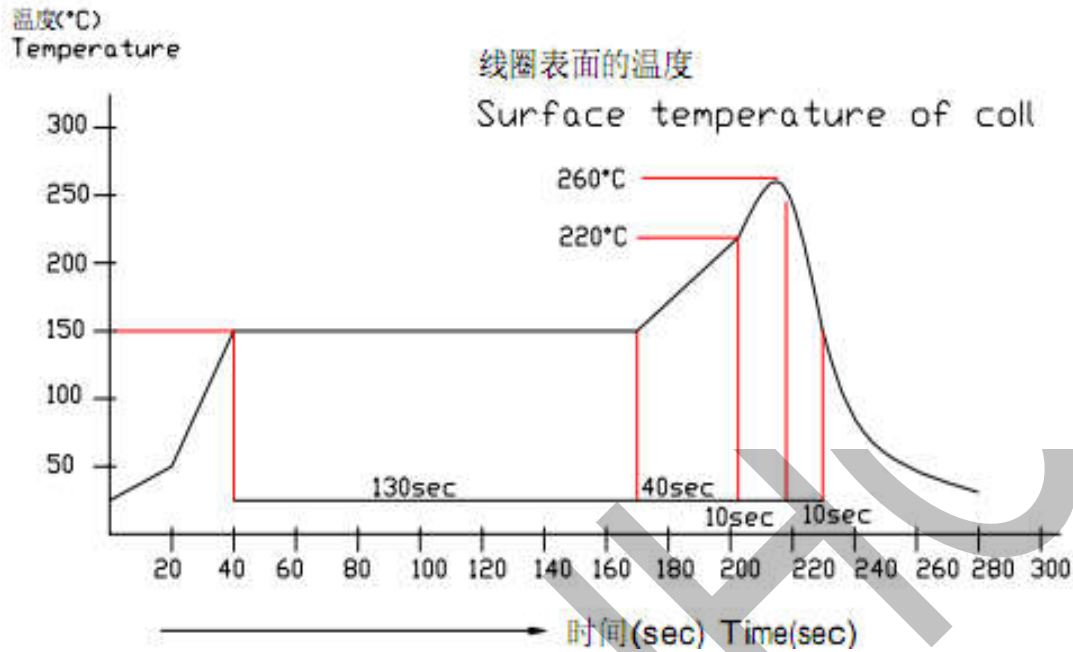


Frequency(MHz)

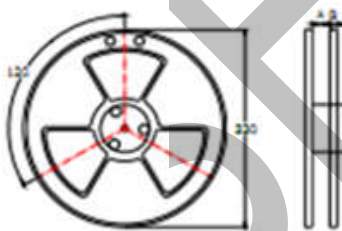
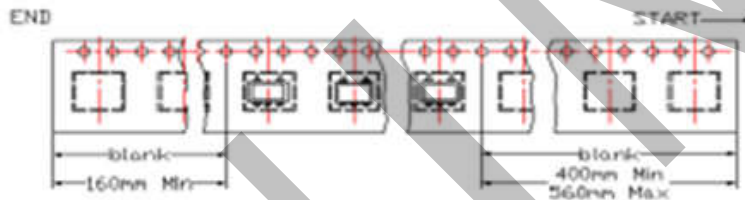
Recommended Soldering Temperature Graph:

建议迴焊条件

The condition of reflow
(Recommendation)



Packging Dimension For Caeier Tape(UNIT:mm):



SPEC	8	12	16	24	32	44	56	72
DIM A±0.1	8.5	12.5	16.5	24.5	32.5	44.5	56.5	72.5
DIM B±0.1	2.3	2.3	2.3	2.3	2.3	2.3	2.3	2.3
DIM C±0.1	100	100	100	100	100	100	100	100

QUANTITY
2000PCS/Reel

15 reel/Big carton/60000pcs